

THE ROYAL DANISH THEATRE

General information & Technical Specifications



THE PLAYHOUSE

Main Stage, Mellemgulvet & Small Stage



DET KGL. TEATER

V1.1

CONTENT

Welcome To The Playhouse.....	5
Address.....	5
Map.....	5
GENERAL INFORMATION.....	6
Parking & Load-in.....	6
Stage Entrance (crew).....	6
Dressing Rooms	6
Cafeteria.....	6
Smoking.....	7
Internet.....	7
Crew (In-house).....	7
Rehearsal Rooms.....	7
Foyer	7
Get-out.....	7
TECHNICAL SPECIFICATIONS, MAIN STAGE	8
Seating Capacity	8
Stage Dimensions.....	8
Proscenium.....	8
Fly System & Fly Bars.....	8
Backdrop and masking	9
Platforms.....	9
LIGHTING, MAIN STAGE	10
Lighting Desk.....	10
Number of dimmers.....	10

AUX power	10
SOUND & VIDEO, MAIN STAGE	11
Mixer	11
Speakers.....	11
Outboard.....	11
Playback	11
Miscellaneous.....	11
Wireless	11
Video.....	11
TECHNICAL SPECIFICATIONS, MELLEMGULVET	12
Audience Capacity	12
Stage Dimensions.....	12
Stage Rigging	12
FOH Rigging Points	12
Masking.....	12
Platforms.....	12
Power	12
LIGHTING, MELLEMGULVET	13
SOUND & VIDEO, MELLEMGULVET	13
Mixer	13
Speakers.....	13
Outboard.....	13
Playback	13
Video.....	13
TECHNICAL SPECIFICATIONS, SMALL STAGE.....	14
Audience Capacity	14

Stage Dimensions.....	14
Stage Rigging/Fly System.....	14
FOH Rigging Points.....	14
Backdrop and Masking.....	14
Platforms.....	14
Power.....	14
LIGHTING, SMALL STAGE.....	15
SOUND & VIDEO, SMALL STAGE.....	16
Speakers.....	16
Mixer.....	16
APPENDIX #1: SEATING PLAN, MAIN STAGE.....	17
APPENDIX #2: STAGE DRAWING, MAIN STAGE.....	18
APPENDIX #3: STANDARD LIGHT PLOT, MAIN STAGE.....	19
APPENDIX #4: SEATING PLAN, MELLEMGULVET.....	20
APPENDIX #5: STAGE PLAN, MELLEMGULVET.....	21
APPENDIX #6: LIGHTING PLOT, MELLEMGULVET.....	22
APPENDIX #7: SEATING PLAN, SMALL STAGE.....	23
APPENDIX #8: STAGE DRAWING, SMALL STAGE.....	24
APPENDIX #9: TRUSS DRAWING, SMALL STAGE.....	25
APPENDIX #10: THE FOYER OF THE PLAYHOUSE.....	26

WELCOME TO THE PLAYHOUSE

The Royal Danish Theatre's Playhouse is located near the popular Nyhavn and offers a fantastic view of the Opera House. The Playhouse was designed by architects Boje Lundgaard and Lene Tranberg and opened in 2008. It features three stages: the Main Stage, "Mellemgulvet", and the Small Stage. This document provides general information for the entire Playhouse, while the technical specifications of the stages are described separately.

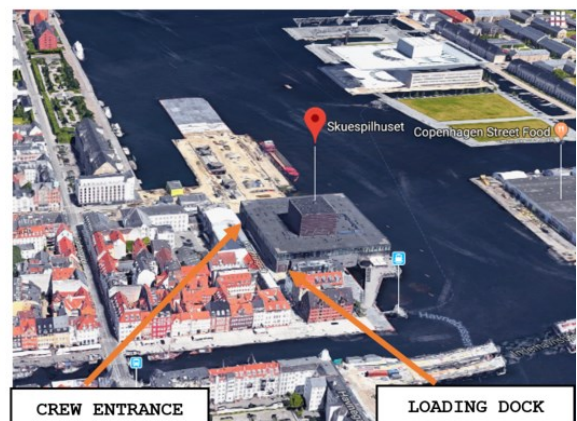
We hope you take the time to read the following pages, as they may answer the most basic questions before your visit. The information in this document serves as guidelines, and availability will depend on the theatre's own repertoire. Therefore, we encourage all our guests to maintain close communication with our staff both before and during their visit to The Royal Danish Theatre.

We look forward to a great collaboration and hope you have a pleasant experience as a guest at the Playhouse.

Address

The Royal Danish Playhouse, Sankt Annæ Plads 36, 1250 København

Map



GENERAL INFORMATION

Parking & Load-in

The Playhouse is located centrally in Copenhagen, making parking difficult. The theatre has a limited number of parking spaces, which you can inquire about with your contact person. Alternatively, there is a parking garage under Ofelia Plads, near the Playhouse, where parking is available for a fee.

The loading dock is accessible for a truck with a long trailer and can only be loaded and unloaded from the rear. There is space for only one long trailer at a time. The gate measures 4.5 x 5m. Power for trucks is available: 240/400V, 63A.

Stage Entrance (crew)

The stage entrance ("Sceneindgang") is located at Sankt Annæ Plads 36. Our friendly security and reception staff will grant you access here. It is important to send a guest list to your contact person in advance.

Dressing Rooms

On the ground floor, there are quick-change dressing rooms located near the stage on the Stage Right side.

On the third floor, there are two communal dressing rooms, one for men and one for women. Each dressing room can accommodate 20 people and is equipped with toilet and shower facilities.

Cafeteria

The cafeteria is located on the third floor and offers food and drinks from a varied buffet. Payment can be made with cash, credit card, or MobilePay.

It is also possible to order catering for meetings and other events from the cafeteria.

Smoking

According to the public law, smoking is prohibited in public places, which also applies to stages and backstage areas. Smoking is only permitted in the designated smoking room located on the third floor.

Internet

Free Wi-Fi: KGLSPOT. No password needed.

Crew (In-house)

For external productions, staffing is arranged in agreement with the stage management and depends on the nature of the specific event. Please note that rigging crew is not included, and all work after 23:00 is considered overtime.

Rehearsal Rooms

The Playhouse has two rehearsal rooms. Please inquire about availability with your contact person.

Foyer

See appendix #10

Get-out

Immediately after the last show, the stage must be cleared. Equipment pick-up the following day must be coordinated in advance with the Stage Manager.

TECHNICAL SPECIFICATIONS, MAIN STAGE

Seating Capacity

The Main Stage has a total capacity of 618 seats.

See Appendix #1 for the seating plan.

Stage Dimensions

Width: 27 m. closest to the audience (downstage) and 24.5 m. at the back gate (upstage) Note: The back gate is 17 m. wide.

Depth: 21 m.

Stage floor with elevators: 16 x 16 m. (See further information on stage elevators later)

Max. Load on floor: 500 kg./m²., point load max.: 500 kg.

The side stage/off-stage areas are wedge-shaped: closest to the audience, it is 5.5 m. wide, and at the farthest point, it is approximately 4 m. wide.

Proscenium

Height: 7.9 m

Width: Adjustable from 12.5 m to 16 m

Orchestra Pit

The orchestra pit can be arranged as 3 m (depth) x 15 m (width).

It can also function as an apron (Note that rows A, B, and C are removed).

Fly System & Fly Bars

Waagner Biro stage control system.

60 computer-controlled electric fly bars (54 curtain bars and 6 lighting bars)

Length: 18/20 m

Max. weight capacity: 500 kg per fly bar (evenly distributed)

Max. speed: 1.8 m/s

16 movable point hoists.

Max. weight capacity per hoist: 500 kg

Flying height (from stage floor to ceiling): 23 m

Please note that the fly bars are not circular (see picture).



For rigging points in the auditorium, please contact the Stage Manager.

Stage elevators

4 elevators (16 x 4 meters).

Down: 2.9 meters.

Up: 2.36 meters.

Max. weight capacity: 15,000 kg per elevator.

Mobile revolving stage

Length: 16 meters, width: 16 meters.

Disc diameter: 12 meters or 15 meters.

Speed: 1 meter/second.

As the revolving stage is not a permanent installation, availability should be inquired with the Stage Manager.

Backdrop and masking

Standard backdrop and masking are available; please contact the Stage Manager for details.

Platforms

Various 2 m. x 1 m. platforms in different heights. Inquire about availability.

LIGHTING, MAIN STAGE

See appendix #3 for the standard lighting plot.

Lighting Desk

MA3-System

Number of dimmers

544 of 3kw.

122 of 3/5kw.

22 of 5kw.

136 of 230v. (relay switch)

AUX power

Stage left: 400V 63ah

Stage right: 400V 63ah

If any questions, please contact the Head of Light.

SOUND & VIDEO, MAIN STAGE

Mixer

STUDER Vista 5, 42-fader mixing console, with analog, MADI, AES/EBU, DANTE in/outs.

Speakers

D&B Q7, C7 Sub, B2 Infra Sub, Meyer MINA Centercluster array, Meyer MM-4XP frontfill speakers. Ambience speakers: Tannoy NXT panels. The speakers are set up for theatre productions with 5 positions across the stage.

Outboard

TC6000 Digital Audio mainframe, Eventide Elipse, Lexicon PCM91, TC D2 delay, - Waves Multirack soundgrid (24 I/O)

Playback

2 Apple Mac-mini with QLab 4 (DVS 64 channels Dante I/O)

Miscellaneous

AVIOM personal monitor mix (4 x A360 personal mixers + 6 x A16 personal mixers)

Wireless

12 channels Wisycom MRK980 with 12 MTP41S bodypack transmitters, 4 channels Wisycom MRK980 with 4 MTH410 handheld microphones

Video

There is no projector in the auditorium. A surveillance camera provides a full view of the stage.

TECHNICAL SPECIFICATIONS, MELLEMGULVET

Audience Capacity

Mellemgulvet has a total capacity of 202 audience seats.

See Appendix #4 for seating plan.

Stage Dimensions

Width: 15m.

Depth: 10.5m.

See Appendix #5 for stage drawing.

Stage Rigging

6 x Kode Cranes, each with a 1000 kg capacity.

X30 truss, Length: 15.5 m (movable).

2 front rigging points above the stage edge.

FOH Rigging Points

Max load: 1000 kg (Note: I-beam structure).

Masking

A fixed installation of black molton backdrop, running on a track along the wall.

Platforms

Various 2 m x 1 m platforms in different heights. Inquire about availability.

Power

Stage left: 16a, 32a and 63a

Stage right: 16a, 32a and 63a

LIGHTING, MELLEMGULVET

15 x Martin Encore Performance CLD, 31 x Martin Encore Wash CLD
Ma3 Light CRV
6 X30 LX Hoists, 15.5m
2 Front, 4 Tops (mobile)
Rigging to be arranged with Head of Lighting/Lighting Responsible.
See Appendix #6 for lighting plot.

SOUND & VIDEO, MELLEMGULVET

Mixer

Fixed installation with STUDER Vista 5 - 32 faders - Analog, MADI, AES/EBU, DANTE in/outs.

Speakers

Left/Right: 4 x d&b Q7 speakers, 2 x C7 SUBs, - Center: L.acoustic 115Xt - Ambience speakers: Tannoy NXT panels.

Outboard

TC6000 Digital Audio mainframe, Eventide Eclipse, Lexicon PCM91, TC D2 delay.

Playback

2 x Mac-Mini with Qlab-4 (Dante DVS 64 I/O)
Wireless: 8 channels Wisycom MRK980 with 8 MTP41S bodypack transmitters.

Video

There is no projector in the auditorium. A surveillance camera shows the entire stage, and there are 2 video screens placed at the back of the stage.

TECHNICAL SPECIFICATIONS, SMALL STAGE

Audience Capacity

The Small Stage has a total capacity of 113 audience seats.
See Appendix #7 for the seating overview.

Stage Dimensions

Width: 13 m. Depth: 7 m.

See Appendix #8 for the stage drawing.

Please note that the access route to the stage is limited. The primary access is 3.60 x 4.80 m. The secondary access, which can only be used by agreement, is 1.8 x 2 m.

Stage Rigging/Fly System

PROLYTE X30 truss

2 PROLYTE X30 truss positioned 12 m. above the audience.

FOH Rigging Points

500 kg electric chain hoists.

Backdrop and Masking

No masking available.

Platforms

Various 2 m x 1 m platforms in different heights. Inquire about availability.

Power

Stage left: 16a, 32a and 63a.

Stage right: 16a, 32a and 63a.

LIGHTING, SMALL STAGE

LED:

16 x Prolights Eclipse CT+, 26"

6 x Prolights Eclipse Fresnel 2KTW, Manuel zoom, 17-52"

6 x Martin Mac Aura with top-hat, moving light

2 x Prolights Diamond 19CC, moving light

14 Chauvet COLORado 1-Tri Tour

Conventional:

20 x Enizoom 1,2 KW profil, 15-38"

10 x Source four zoom 750W profile, 15-30"

10 x Source four 750W, 19" and 26" lenses

30 x PAR 64

8 x ADB F101 fresnel, 1,2 KW, 13-59"

12 x Selecon Arena fresnel, 2,5 KW, 7-60"

96 x Standard dimmers (8 units of 12 circuits each)

6 x RJ Neon dimmer (1 unit with 6 circuits)

Dimmers, CEE outlet

Stage truss, evenly distributed Dim-nr 1-60

Front truss 2, evenly distributed Dim-nr 61-78

Front truss 1, evenly distributed Dim-nr 79-96

House lights Dim-nr 97+98

Lighting console: GrandMA 2 OnPc Command Wing with Faderwing.

SOUND & VIDEO, SMALL STAGE

Speakers

2 x Meyer UPJ-1P active speakers, 1 x Meyer 600HP active subwoofer.

Mixer

Midas M32R Live - digital mixer, 16/8 analog - 32/32 Dante.

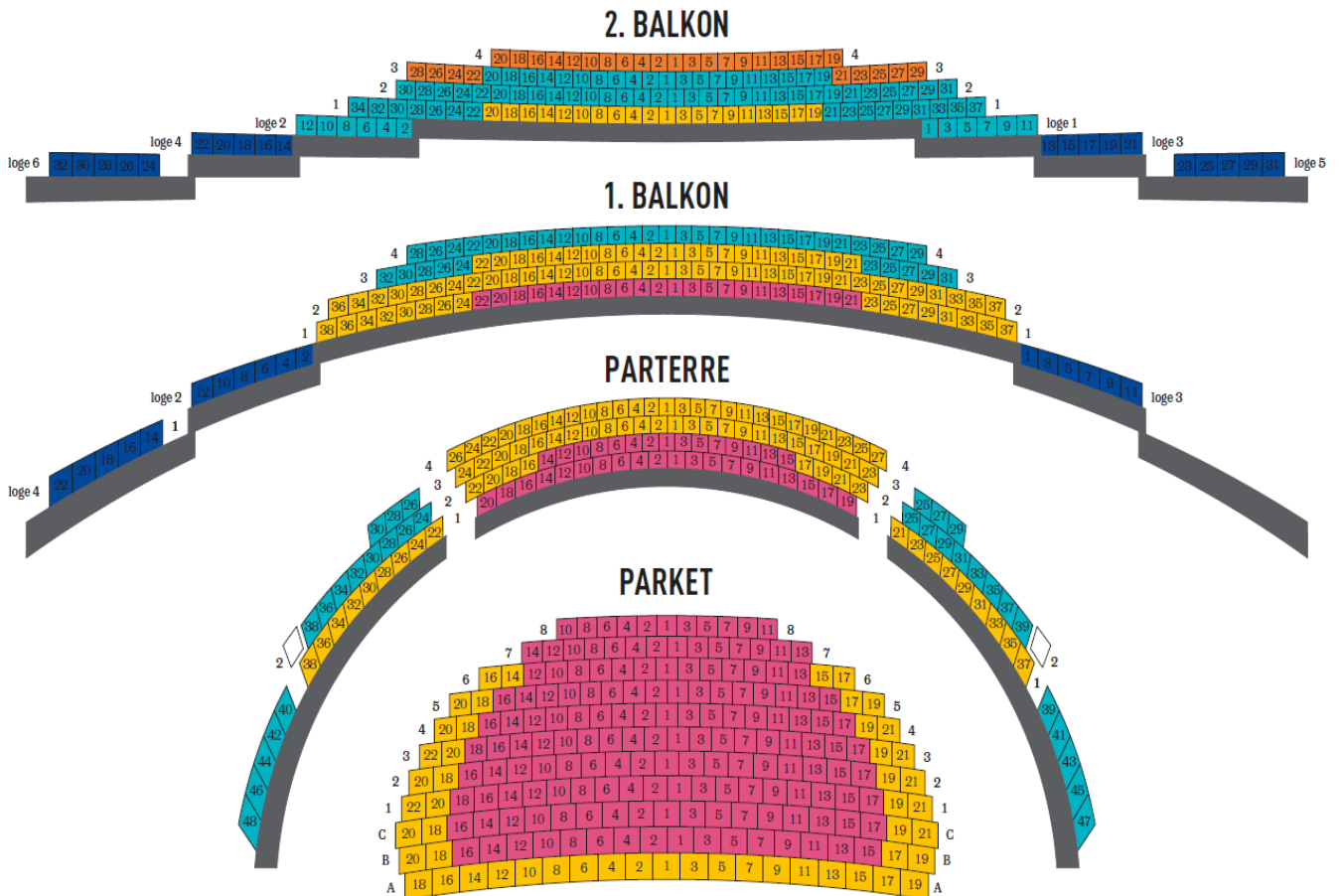
Flight case with various audio cables.

Ventilation System

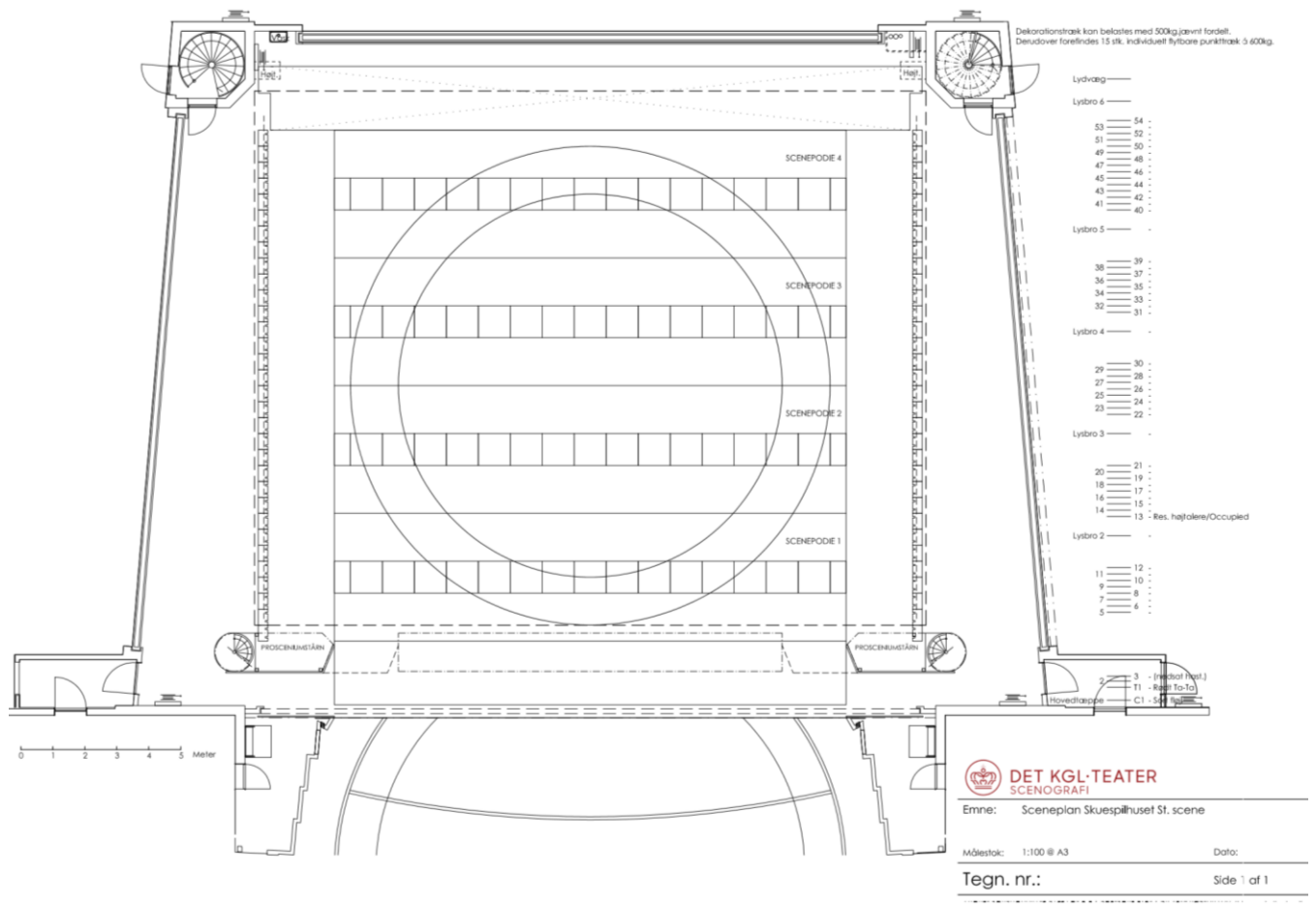
The Small Stage is equipped with a ventilation system that both circulates the air and maintains a pre-set temperature. At times, a faint humming sound may be heard, but it can be turned off during selected periods upon request.

If this option is desired, a detailed schedule for all days during the period, including performance evenings, must be provided to the technical manager.

APPENDIX #1: SEATING PLAN, MAIN STAGE

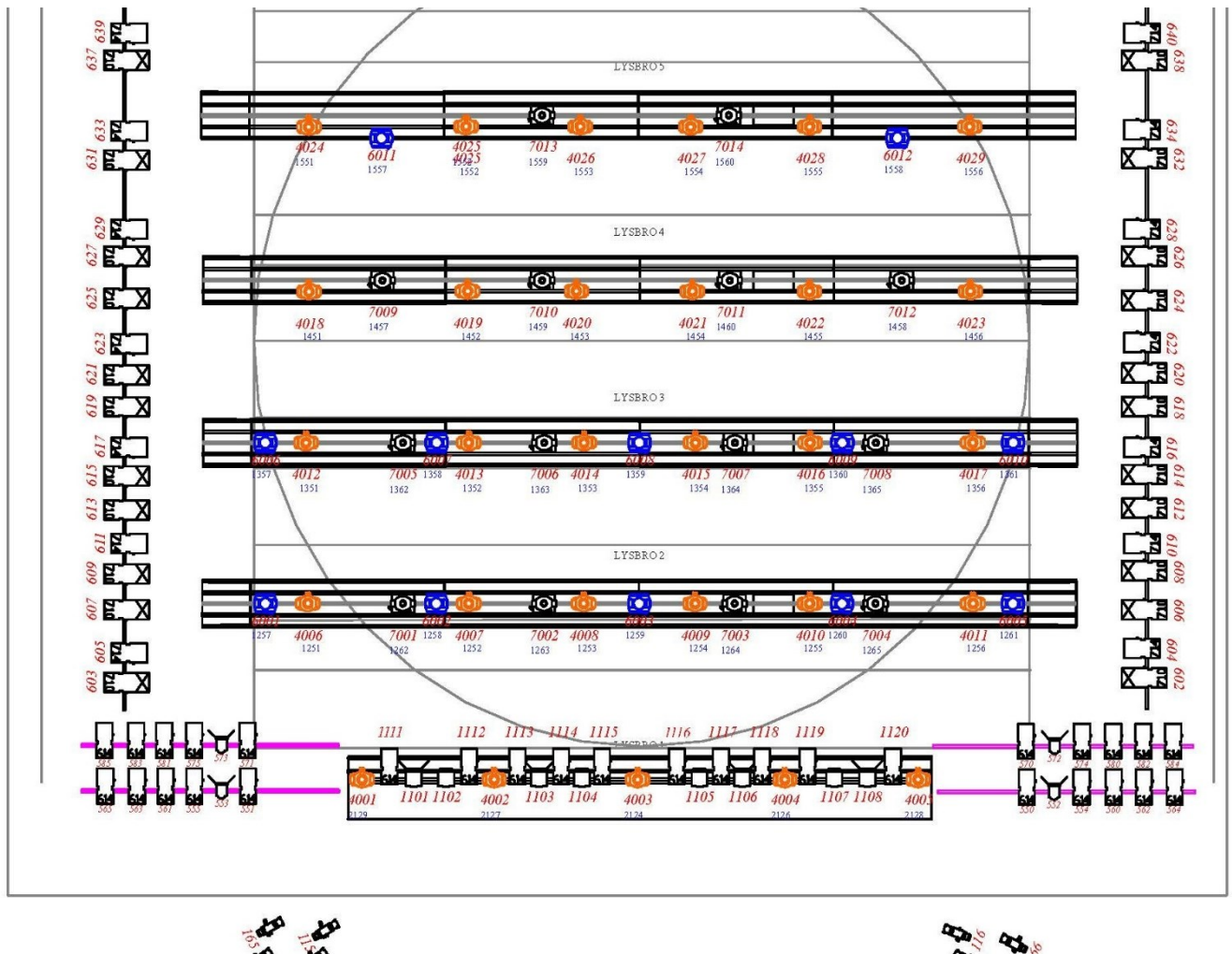


APPENDIX #2: STAGE DRAWING, MAIN STAGE



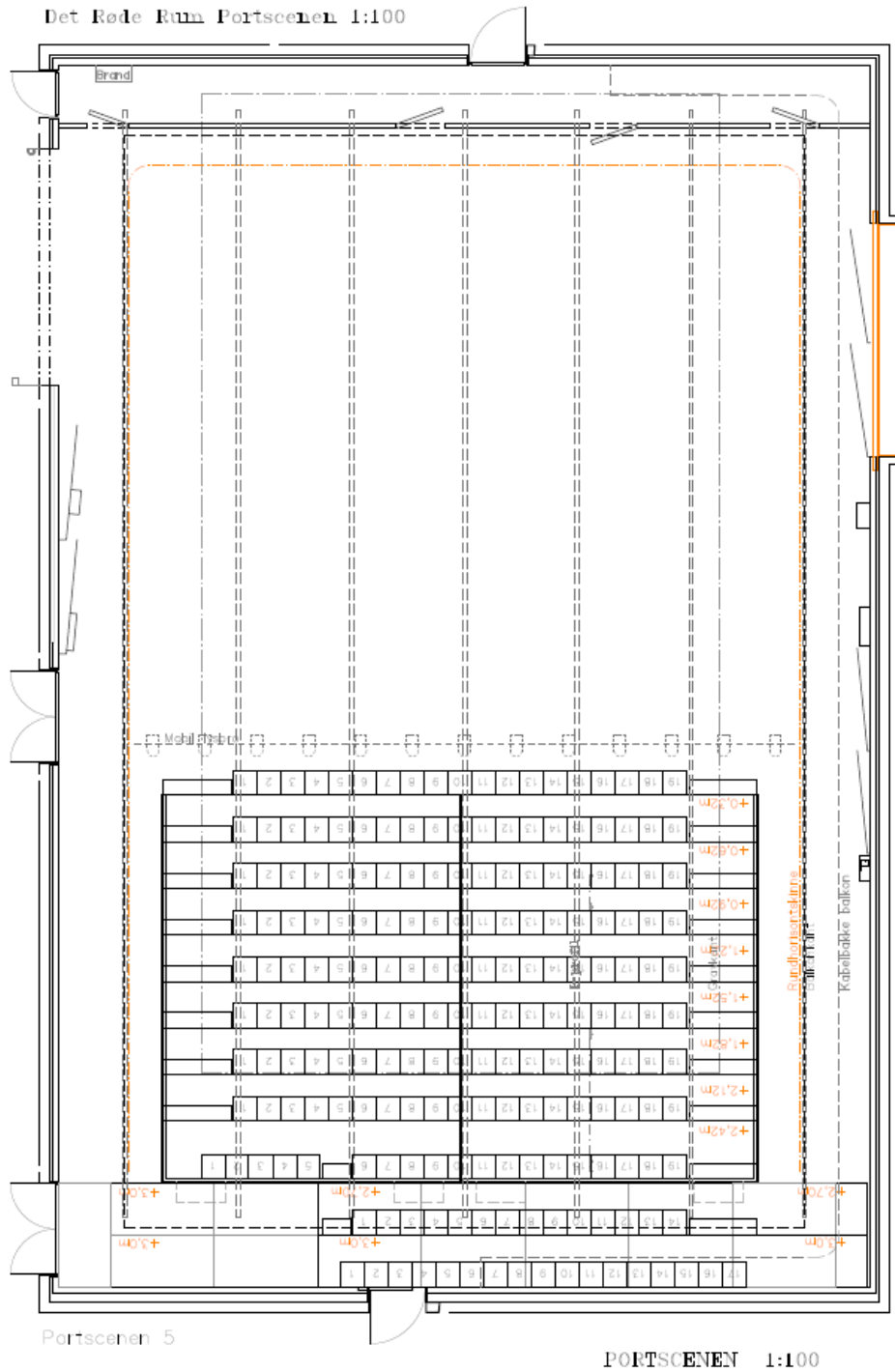
The original PDF file can be obtained from your contact person.
The PDF is drawn to a 1:100 scale and printed on A3.
Additional drawings are available.

APPENDIX #3: STANDARD LIGHT PLOT, MAIN STAGE

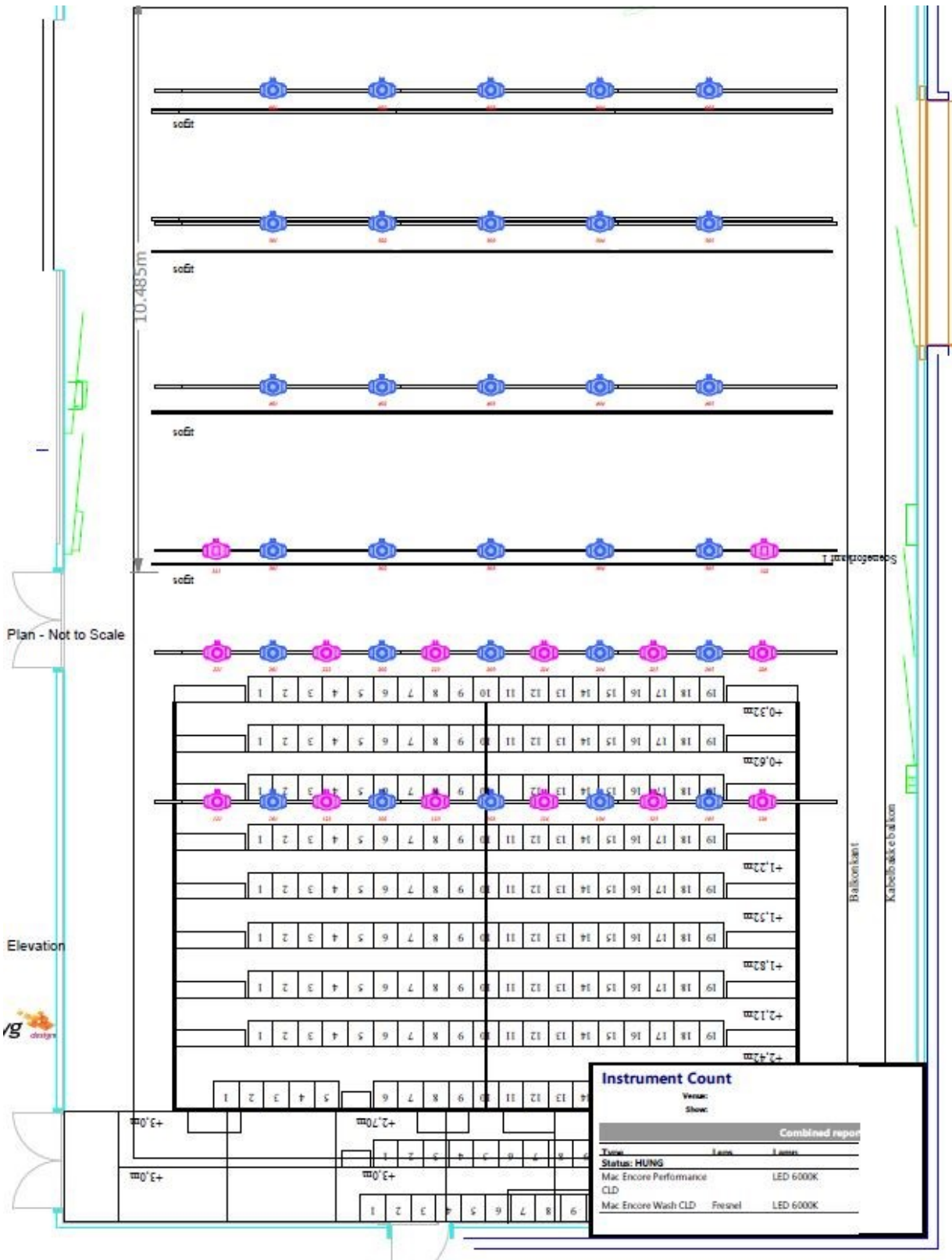


The original PDF file can be requested from your contact person.

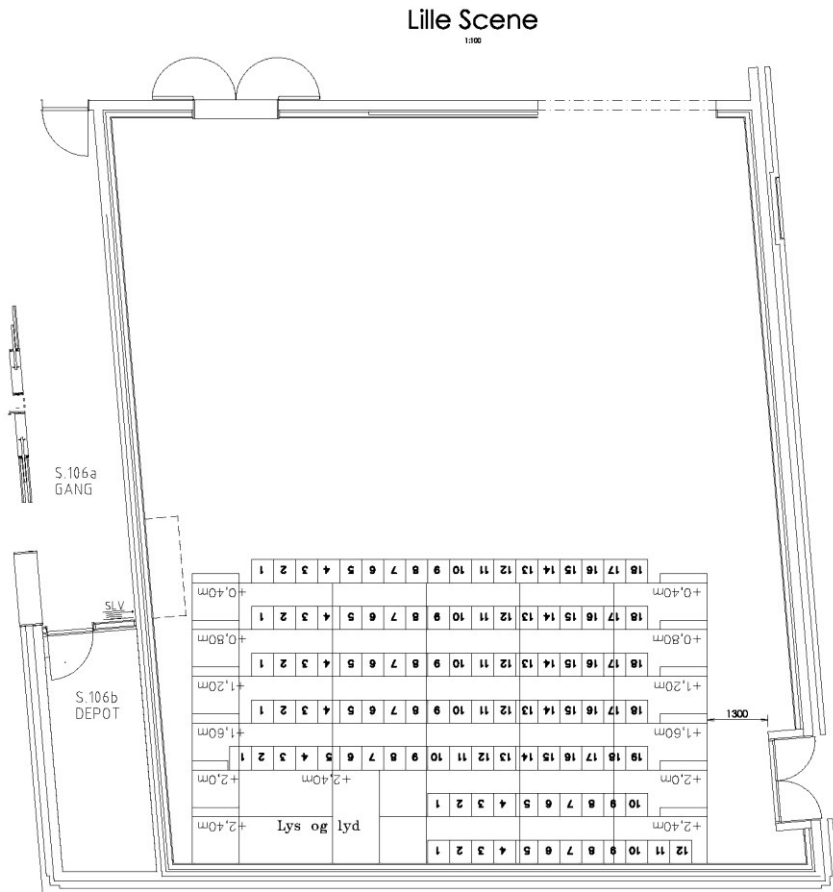
APPENDIX #5: STAGE PLAN, MELLEMGULVET



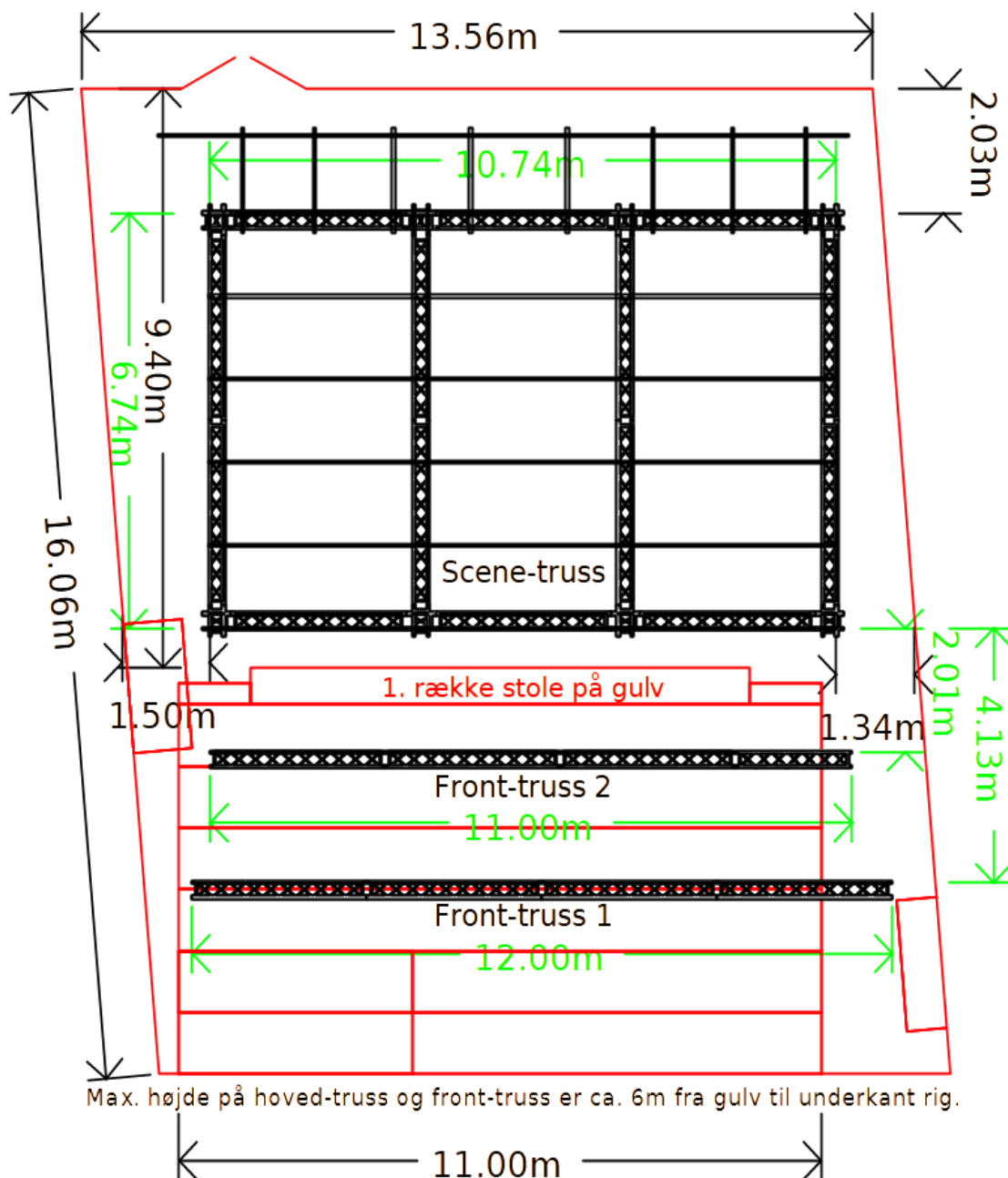
APPENDIX #6: LIGHTING PLOT, MELLEMGULVET



APPENDIX #8: STAGE DRAWING, SMALL STAGE



APPENDIX #9: TRUSS DRAWING, SMALL STAGE



Dimmer--numre:

1-60, Scene-truss, jævnt fordelt

61-78, Front-truss 2, jævnt fordelt

79-96, Front-truss 1, jævnt fordelt

97-98, Salslys

APPENDIX #10: THE FOYER OF THE PLAYHOUSE

